



TEACHER'S GUIDE

AUGUST 28, 2023

ISSUE DATES

Aug. 28 Sept. 4 Sept. 18 Oct. 2 Oct. 16 Oct. 30 Nov. 6 Nov. 20 Dec. 4 Dec. 18 Jan. 8 Jan. 22 Feb. 5 Feb. 19 Mar. 4 Mar. 18 Apr. 1 Apr. 15 Apr. 29 May 13

SCHOLASTIC
News

EDITION
3

Dear Teachers,

Thank you for making *Scholastic News* part of your instruction! If you're a returning subscriber, you'll notice several exciting changes this year. Based on your feedback, we've extended our cover stories over four pages to allow for deeper dives and more engaging visuals and text features. We've also brought back our popular print skill builders—check out pages 3 and 4 of this teacher's guide!

For tips on teaching with *Scholastic News*, see our Pacing and Implementation Guide at scholastic.com/SN3. And if you have questions or feedback, email us at scholasticnews3@scholastic.com.

All the best,
Karen Kellaher
Karen Kellaher
Managing Editor, Education



Activate Your Digital Resources:

- 1 Go to scholastic.com/SN3.
- 2 Log in or create an account.
- 3 Follow the prompts. Your access code is
- 4 Create a classroom password so your students can access *Scholastic News* on any device at school or at home!

We are committed to your satisfaction.
You can contact us at 1-800-724-6527.

A SUPPLEMENT TO SCHOLASTIC NEWS

What's Online?

Visit scholastic.com/sn3
Your access code:

Featured Video

- Use "Welcome to Your Classroom!" to foster community.



Bonus Video

- "Dino Scientists"

Skill Builders

- **Close-Reading Questions** Use for the cover article and secondary feature.
- **Be a Quiz Whiz!** Multiple-choice assessment for every article in the issue
- **Break the Ice** Questions to help students get to know one another
- **3, 2, 1... Dinos!** A reading-response activity for the page 6 feature
- **What I Learned** Scaffolded assessment perfect for striving readers
- **OREO Opinions** Support for the debate

Words to Know Slideshow

- Review this issue's vocabulary words:
 - defend
 - paleontologists
 - settle
 - fossils
 - routines

Learning Journey Slide Deck

- Explore the cover story and related resources in Google Slides or PowerPoint.

Differentiation

- **Lower-level version** of the cover story
- **Spanish version** of the full issue
- **Text-to-speech audio** in English and Spanish

Know the News Game

- Enjoy a game-show-style review!





Teaching with: A Warm Welcome! (pp. 1-5)

For detailed lesson plans, visit scholastic.com/sn3


Kira came to the U.S. to escape war—and her class helped her feel at home.


Content Areas: Social Studies, Social and Life Skills


Standards Correlations:
CCSS: RI.3.1, RI.3.2, RI.3.3, RI.3.4, RI.3.5, RI.3.8, RI.3.10


NCSS: Culture


Text Structure:
Problem/Solution

 Play “Welcome to Your Classroom!” then discuss: *What is one way we can help everyone in our class feel welcome and respected?*

 Differentiate for striving readers by using the text-to-speech audio as you read. Audio is available in English or Spanish, and speed can be adjusted.

 Have students use Google Translate or another app to make signs saying “welcome” in different languages.

 Build interpersonal skills! Have each student pair up with a classmate they don’t know well. Distribute dice (if you have some handy) and the skill builder “Break the Ice.” After students interview one another, have them share one fact about their partner with the class.

 Have students write a sentence describing how they think Kira felt when she fled Ukraine and another sentence describing how she may have felt when her new friends welcomed her.



Teaching with: Did Dinos Have Lips? (p. 6)


Some scientists think *T-rex* had big lips that covered its sharp teeth.


Content Area: Science


Standards Correlations:
CCSS: RI.3.1, RI.3.2, RI.3.3, RI.3.4, RI.3.5, RI.3.8, RI.3.10


NGSS: From Molecules to Organisms

Text Structure:
Description

 As you watch the video “Dino Scientists,” invite students to consider whether they might enjoy a career as a paleontologist. Using clues in the video, have them list some tools paleontologists use (picks, brushes, etc.).

 Differentiate for multilingual learners and striving readers by displaying the closed captions on the video as you watch. These captions help reinforce the connection between the written and spoken word.

 Share the skill builder “3, 2, 1 . . . Dinos!” and have students respond to the article by listing three interesting facts they’ve learned, two vocabulary words that are new to them, and one question they still have.

 Pair this text with other engaging dinosaur articles from the *Scholastic News* archives. Use the search tool at scholastic.com/sn3 to find “Battle of the Dinosaurs” (Feb. 1, 2021) and “Dino Mysteries” (Feb. 13, 2023).


Teaching with: Should Kids Get Rewards for Going to School? (p. 7)




Content Area: ELA

Standards Correlations:
CCSS: RI.3.1, W.3.1

Text Structure:
Argument

 Use the skill builder “OREO Opinions” to have students draft simple opinion paragraphs on this week’s debate topic.

 Go online to have students cast votes and see how their peers across the country voted.

Answer Key

STUDENT EDITION
Page 8: News Review

Note: The answers for the skill builders on pages 3 and 4 of this teacher’s guide can be found in the online answer key for this issue.

Name: _____

Break the Ice

To “break the ice” means to do something friendly to get to know someone. Partner with a classmate you don’t know well. Break the ice by asking each other questions from this list. You can roll a die to choose questions.



If you could eat only one food for the rest of your life, what food would it be? Why?



What season of the year is your favorite? What are three things you like about that season?



What kind of animal would you most like to have for a pet? Why?



If you could have any superpower, which one would you want to have? Why?



If you had a time machine, would you rather travel to a time in the past or a time in the future? Explain.




What is one fact many people would be surprised to learn about you?

Name: _____

3, 2, 1 . . . Dinos!

Read the article "Did Dinos Have Lips?" in *Scholastic News*.
Then fill in this sheet to review what you've learned.



Three interesting facts you learned:

- _____

- _____

- _____

Two words that were new to you:

- _____
- _____

One question you still have after reading the article:

- _____

© 2023 by Scholastic Inc. Permission granted to Teachers and Subscribers to make copies of this page to distribute to their students. scworkspace vector art/Shutterstock.com (T-Rex)