

art

DIGITAL RESOURCE GUIDE

SEPTEMBER 2023 • VOL. 54 NO. 1
ISSN 1060-832X • SUPPLEMENT TO SCHOLASTIC ART



Welcome Back!

Dear Teachers,

It's that time of year: clean paintbrushes, sharp crayons, and plenty of inspiration. How are you starting the new school year? If daily drawing exercises and sketchbooks are part of your plan, you're in luck. This issue of *Scholastic Art* will show your students how versatile sketchbooks can be and where a daily drawing practice can take them. All this will lead to an exploration of the visual voice.

We'll look at artists—past and present—who use their unique visual voices to make portraits. I'm especially excited about our Q&A with contemporary superstar Jordan Casteel. She'll explain why she started making portraits and what she's learned by doing so.

Don't forget to check out the online resources for this issue, available at [scholastic.com/art](https://www.scholastic.com/art). Videos about drawing the figure and face will show your students how to begin experimenting with these foundational skills. Plus, a graphic novel-style story about the secrets of the *Mona Lisa* is sure to ignite curiosity in your classroom.

I can't wait to hear what you think of this issue. Please reach out with questions and suggestions anytime!



Best wishes,
Katie Brickner, Editor



Access your
online
resources!

Looking for
your lesson
plans? Go to:

You must register on our website
[scholastic.com/art](https://www.scholastic.com/art)
to access all our amazing resources.

1

Go to our website:
[scholastic.com/art](https://www.scholastic.com/art)

2

Click **Log In** and
select **I am a teacher**

3


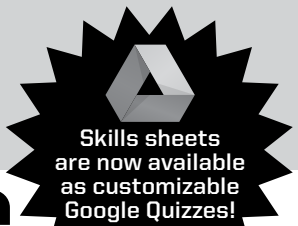
Enter your access code

Turn the page to see *Scholastic Art's* suite of online resources for your September issue!

P.S. Be sure to share your classroom password (or create your own!) so your students can access these fun resources in school or at home.

NEED HELP? GIVE US A CALL: 1-800-SCHOLASTIC (1-800-724-6527)





STORY	OBJECTIVES	NATIONAL CORE ART STANDARDS	CCSS	ESSENTIAL QUESTION	ENDURING UNDERSTANDING	DIFFERENTIATIONS		SKILLS SHEETS	MEDIA
						SECONDARY GRADES 7-12	ELEMENTARY GRADES 4-6		
Quick Sketches pp. 4-5	Students will learn about sketchbooks and their importance in developing a visual voice.	VA2 VA3 VA10	R1 R2 R7	How do artists grow and become accomplished in art forms?	Artists and designers develop excellence through practice and constructive critique, reflecting on, revising, and refining work over time.	*	*	Secondary Grades 7-12: ■ Vocabulary ■ Comprehension Quiz ■ Reading Review ■ Graphic Organizer	 Videos: ■ Drawing the Figure ■ Drawing the Face
Crafting Character pp. 6-7	Students will consider how four artists share their visual voices through paintings of similar subjects.	VA1 VA2 VA8	R2 R3 R4	What conditions, attitudes, and behaviors support creativity and innovative thinking?	Creativity and innovative thinking are essential life skills that can be developed.	*	*	■ Sketchbook Starters ■ Museums to Know	Graphic Novel: ■ Secrets of the Mona Lisa
Q&A With Jordan Casteel pp. 8-9	Students will learn about Jordan Casteel's inspiration and working process.	VA1 VA7 VA10	R2 R5 R6	How do people contribute to awareness and understanding of their communities through art-making?	Through art-making, people make meaning by investigating and developing awareness of perceptions, knowledge, and experiences.	*		Elementary Grades 4-6: ■ Visual Vocabulary ■ Summarize ■ What I Learned	
The Exception to the Rule pp. 10-11	Students will consider the relationships among four works from different periods in Pablo Picasso's career.	VA2 VA3 VA11	R1 R4 W1	How do artists grow and become accomplished in art forms?	Artists and designers develop excellence through practice and constructive critique, reflecting on, revising, and refining work over time.	*	*		
Mapping the Mind p. 12	Students will create artworks that represent their identity and visual voice.	VA2 VA5 VA8	R3 R7 W4	How do artists and designers learn from trial and error?	Artists and designers experiment with forms, structures, materials, concepts, media, and art-making approaches.	*	*Find an elementary project and slideshow online.	■ Artist Statement	Slide-show: ■ Mapping the Mind
A Mondrian Mistake p. 13	Students will consider how a painting should be displayed.	VA4 VA5 VA6	R8 W1 SL1	How are artworks cared for and by whom?	Artists and other presenters consider various techniques, methods, venues, and criteria when selecting and curating objects and artworks for preservation and presentation.	*		■ Debate Response Organizer	Poll: ■ A Mondrian Mistake
Colossal Stage Design pp. 14-15	Students will learn about being a live entertainment art director.	VA2 VA6 VA7	R2 R3 R5	Where and how do we encounter images in our world?	Visual imagery influences understanding of and responses to the world.	*		■ Great Art Jobs Review	

SCHOLASTIC ART DIGITAL: *Getting Started*


HELP & HOW-TO'S CENTER

Check out our **Help & How-To's** center for step-by-step guides and video tutorials on topics such as sharing your classroom password, classroom management systems (like Google Classroom), ways to use *Scholastic Art*, and more.



GOOGLE QUIZZES

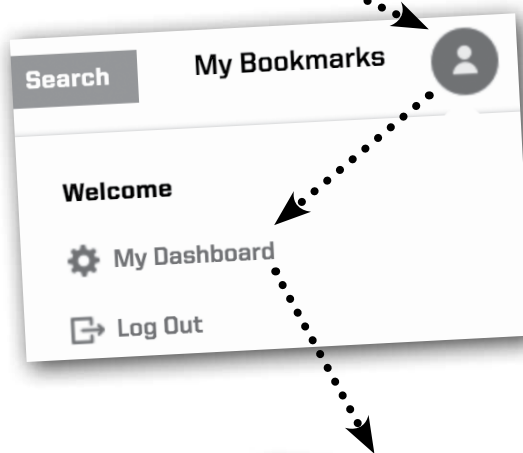
Our 2023-24 skills sheets are available as **Google Quizzes** so that you can seamlessly share them with your students.



SET YOUR STUDENTS UP FOR SUCCESS!

Sharing your classroom password is easy as 1, 2, 3!

1 Log in to your Scholastic Art Digital account at www.scholastic.com/art. Click the icon in the upper right-hand corner.



2 Then click **My Dashboard**.

Your classroom password is located in the **Student Access** tile on the left side of the screen.



3 Share this password with your students or click **Edit Password** to create your own. Now you're ready to share *Scholastic Art* with your students and their families!

STILL HAVE QUESTIONS? TRY OUR LIVE CHAT FEATURE AT SCHOLASTIC.COM/ART

CONNECT WITH US!

✉ ScholasticArt@scholastic.com



@K_Brickner
@ScholasticTeach



@K_Brickner
@ScholasticTeach



Scholastic Art
Teacher Community
Scholastic Teachers

POSTAL INFORMATION: Scholastic Art® (ISSN 1060-832X; in Canada, 2-c no. 9360) is published six times during the school year, Sept., Oct./Nov., Dec., Jan./Feb., Mar./Apr., May/June, by Scholastic Inc., 557 Broadway, New York, NY 10012-3999. Second-class postage paid at Jefferson City, MO 65101 and at additional offices. **POSTMASTERS:** Send notice of address changes to Scholastic Art, 2931 East McCarty St., P.O. Box 3710, Jefferson City, MO, 65102-3710. **PUBLISHING INFORMATION:** U.S. prices: \$8.99 each per school year, for 10 or more subscriptions to the same address. A 10% shipping and handling charge will be added to the total subscription order. (For Canadian pricing, write our Canadian office, address below.) Communications relating to subscriptions should be addressed to Scholastic Art, Scholastic Inc., 2931 East McCarty Street, P.O. Box 3710, Jefferson City, MO 65102-3710 or call our toll-free number 1-800-387-1437 ext. 99. Communications relating to editorial matter should be addressed to Katie Brickner, Scholastic Art, 557 Broadway, New York, NY 10012-3999. Canadian address: Scholastic-Canada Ltd., 175 Hillmount Rd., Markham, Ontario L6C 1Z7. Available on microfilm through Xerox University Microfilms, Inc. 300 N. Zeeb Rd., Ann Arbor, MI 48106. Printed in U.S.A. Copyright ©2023 by Scholastic Inc. All Rights Reserved. Material in this issue may not be reproduced in whole or in part in any form or format without special permission from the publisher.