



# My BIG World

with CLIFFORD™

## There's More to Explore Online!



Welcome to *My Big World*! We're so excited to join you for a year of delight and wonder.

Each issue of our magazine brings the exciting world right into your classroom. But did you know that our website has even *more* ways to enrich the can't-miss topics you'll be reading about?

### Go online for these exciting resources:

#### Knowledge-building videos



#### Dance Breaks




#### Skill-building games



#### Hands-on activity ideas



#### Printable skill sheets



and more!

Turn the page to see what we have in store for you online this month!



Sincerely,  
Shonelle Cooper-Caplan, Associate Editor  
[mybigworld@scholastic.com](mailto:mybigworld@scholastic.com)



### Coming in October

#### A Plump and Perfect Pumpkin!

Take a peek at pumpkins while listening for letter *p* sounds.

#### Spot What's Hot

Learn about what could be hot at home and how to stay safe.

PIXEL HOUSE



Unlock your resources at [scholastic.com/mbw](https://scholastic.com/mbw)

# September At a Glance



The Big Red Dog is so green!  
All skill sheets are now online.

[scholastic.com/mbw](http://scholastic.com/mbw)

## ISSUES



- **Social and Life Skills Focus:** adapting to school routines
- **Theme Vocabulary:** school, join
- **Skills We're Practicing:** group discussion, critical thinking, vocabulary, matching, friendship skills

## ONLINE VIDEOS




Welcome to School!




Dance Break

## ONLINE GAMES




Classroom Shape Search:  
shape recognition

## ONLINE SKILL SHEETS



School Count and  
Color:  
number recognition/  
counting



What Is in Your  
Classroom?:  
new routines



- **Science Focus:** apples
- **Theme Vocabulary:** munch, sink, float, rotten, core, stem, skin, seeds, flesh
- **Skills We're Practicing:** group discussion, critical thinking, vocabulary, visual discrimination



Apples!




Dance Break



Sort the Apples:  
sorting



Pip, Pip, Hooray!:  
counting/vocabulary



A Is for Apple:  
fine-motor skills/  
handwriting



# It's a BIG Day!

- **Social and Life Skills Focus:** adapting to school routines
- **Theme Vocabulary:** school, join
- **Skills We're Practicing:** group discussion, critical thinking, vocabulary, matching, friendship skills

## Literature Link

- ★ *The Pigeon HAS to Go to School* by Mo Willems is a perfect giggle-inducing book for back-to-school. The Pigeon has plenty of reasons for not wanting to go to school, including being worried that he won't know what to do there. But when he realizes that school is the place to learn—and that he'll travel there in a special way—he changes his tune! After reading, ask children what they have learned so far at school.



DISNEY

## Hands-on Fun

### New Friends, New Colors!

**Materials:** shallow trays (2 trays for each pair of students), tempera paint in primary colors, 1 large sheet of craft paper

- ★ Children can make new colors and new friends with this fun, colorful activity!
- ★ In advance, prepare shallow trays of tempera paint in primary colors: red, blue, and yellow.
- ★ Have children work in pairs. Give each pair a large sheet of craft paper. Then give each child in the pair a different color of paint. Invite both children to dip their hands in the paint and make handprints on the paper.
- ★ Next, have each child dip their hands in the same color paint again. Ask them to put their hands against their partner's and smush them around to make a new color. What color did they make? Now they can make handprints in the new color they made with their new friend! **art/collaboration**



## Hands-on Fun

### Whose Shoes?

**Materials:** none

- ★ This easy game will help children learn their classmates' names!
  - ★ Have children sit in a circle in the meeting area of the classroom. Each child will take off one shoe and put it in the middle of the circle. Then have children take turns choosing a shoe from the pile. (Remind them to not take their own shoe!)
  - ★ Then each child will walk around the circle looking for the classmate who is wearing the matching shoe. Once found, the child will give the shoe to their classmate, shake hands, and introduce themselves, saying, "My name is \_\_\_\_\_, and I've found your shoe! What is your name?" The shoe's owner will say their name. The class will then say the name together in a friendly greeting.
  - ★ For an added challenge, have each child share something they like as well.
- cooperation/matching/listening skills**



## Go Online for More!

- Videos:** Welcome to School!; Dance Break
- Skill Sheets:** School Count and Color; What Is in Your Classroom?
- Game:** Classroom Shape Search



# Which Apple Would You Munch for Lunch?

- **Science Focus:** apples
- **Theme Vocabulary:** munch, sink, float, rotten, core, stem, skin, seeds, flesh
- **Skills We're Practicing:** group discussion, critical thinking, vocabulary, visual discrimination



## Literature Link

- ★ *Ten Red Apples* by Pat Hutchins combines delightful farm animals with important math knowledge. In the story, a farmer has a tree with 10 apples, but his hungry animals take the apples one at a time. As you read this story, ask children to identify the animals they see. You can also ask them to predict how many apples are left and who they think will eat the last one!



SCHOLASTIC INC.



## Hands-on Fun

### Make Model Apples!

**Materials:** apple seeds, small paper plates, red tempera paint, paintbrushes, torn white paper or small coffee filters, sticks or brown pipe cleaners, glue sticks, leaves or green construction paper, scissors

- ★ Use leftover apple seeds to make scrumptious model apples!
- ★ In advance, set aside apple seeds to dry. If you're not using real leaves and sticks, precut leaf shapes from green construction paper, and cut brown pipe cleaners in half.
- ★ Give each child a paper plate, a paintbrush, and a small container of red paint. Guide children as they paint one side of their paper plate red to make the skin. Then have them make the flesh by putting torn white paper or a coffee filter in the middle of the plate.
- ★ Once the paint has dried, have children put seeds in the center of the apple. If they'd like, they can try to make a star, like they learned about in the issue!
- ★ Last, have each child glue a stem (a stick or pipe cleaner) and leaf (real or paper) to the top of their apple. Then ask about the apple. What are the different parts? **fine-motor skills/science knowledge**



## Hands-on Fun

### Hot Apple!

**Materials:** apple (toy or real), music-playing device

- ★ Share apple facts with this fun,



hot-potato-style game!

- ★ Have children sit in a circle. Begin to play some music, making sure that you can randomly pause and restart the music.
- ★ Give a child the apple, and tell them to pass it to the person next to them and so on. Whoever is holding the apple when the music stops must say something about apples. It could be food made with apples (like applesauce or apple pie), where apples come from (a tree or a farm), or a description of the fruit (using descriptors like red or crunchy).
- ★ Continue the game until each student has had a chance to get "caught" with the apple. **science knowledge/cooperation**

## Go Online for More!

**Videos:** Apples!; Dance Break  
**Skill Sheets:** A Is for Apple; Pip, Pip, Hooray!  
**Game:** Sort the Apples