

 SCHOLASTIC
FESTIVAL DU LIVRE



TEACHER PREVIEW

How-to-Guide

A FUN WAY TO SHARE
NEW TITLES THAT WILL
inspire our readers!



Why host a *Teacher Preview* at your school?

- ✦ Help your teachers discover books, series, and authors that appeal to students.
- ✦ Empower the Principal to share their passion for reading with the staff.
- ✦ Build your community of reading leaders who will share their excitement with students and families.
- ✦ Ensure all teachers complete their Liste des souhaits de la classe to build or refresh their classroom library.

4 Easy Steps to Planning a Successful *Teacher Preview*

1 Choose a Date That Works Best for Your Staff

Previews are best when they are held as soon as the Festival du Livre is set up. Choose times before school, during lunch, part of a staff meeting, or after school.

2 Invite your Principal to Co-host the Teacher Preview

Students and teachers look to their Principal to promote independent reading and share their favourite book!

3 Download Reproducibles from our Website

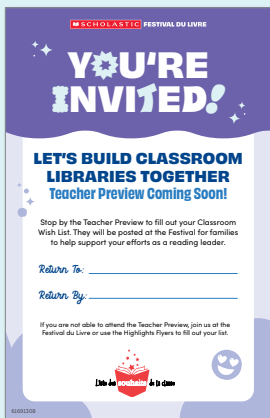
Visit our Printable Resources page online to find printable resources you can use to promote your Teacher Preview Event.
scholastic.ca/festival/EN

4 Use the Liste des souhaits de la classe Poster and Invitations

Find these in your Kick-off Kit! Hang the poster in the staff room and distribute invitations to every teacher! Each invitation has a Liste des souhaits de la classe for teachers to fill out!


Liste des souhaits de la classe *Resources*

Find these in your Kick-off Kit, or online.
scholastic.ca/festival/resources



Invitation

Hand out to teachers and your Principal



Classroom Wish List

Found with the invitation and online

ONLINE ONLY!



Wish Granted Cards

A special note for teachers who get a gift



Letter

Send to teachers and parents to explain the program



Classroom Wish List Poster

Display with the Wish Lists at your Festival



Bookplates

Print out on sticker paper and stick these gift tags to gifted books

Sample Teacher Preview *Schedule*



1. WELCOME THE STAFF	5 MINUTES
2. BOOKTALK! KICKOFF	2 MINUTES
3. SHARE FAVOURITE BOOKS	10 MINUTES
5. CREATE WISH LISTS	8-10 MINUTES
6. START BOOKTALKING EVERY DAY	5-10 MINUTES
7. CONCLUSION	2 MINUTES

HOW TO'S:



1 *Welcome* the Staff

Together with your Principal, welcome the staff and share these research findings:

✦ **The importance of students reading at least 20 minutes per day**

Students who read 20 minutes per day consistently score in the top 90th percentile on standardized tests and read 1,800,000 words per year.*

✦ **Have fun learning about new children's books and how to share them with students**

51% of kids aged 6-17 look to their teachers and librarians for book recommendations.**

✦ **Foster independent reading and keep classroom libraries current**

Literacy experts suggest having 300 to 750 books in the classroom to give every child access to books in their reading level and the opportunity to choose a book that interests them.***

*Nagy, Anderson and Herman, 1987

**The most recent *Kids & Family Reading Report™ (Canadian Edition)*.

***Fountas and Pennell, 1996; Allington and Cunningham, 2002

2 Booktalk! *Kick-off*

Booktalk: A short persuasive recommendation about a book you love, to convince others to read it. Tell just enough, but don't give the whole story or ending away.

WHY

Kicking off the Preview with a BookTalk helps to promote independent reading! Everyone is more likely to read a book suggested to them by someone else.

HOW

Select a book you love from the Festival to Booktalk. Your passion will be contagious! Find tips for Booktalking or use En vedette! Au quotidien cards found on our website.

En vedette!
AU QUOTIDIEN

Inspire readers with our new En vedette! Au quotidien package*, available for only **\$60** with Scholastic Dollars!

Call 1-800-268-3848 to order!

*The En vedette! Au quotidien program is not available in Québec.

3 *Share* Favourite Books

Encourage a spirit of fun and interaction. The more books shared, the better!

WHY

Share ideas on how to use these books in the classroom. Plus, it allows staff to connect students to books.

HOW

Ask staff and the Principal to share their favourite books from the Festival. Invite them to talk about how students will enjoy the books.



4 Create Wish Lists

Encourage staff to fill in their wish lists!

WHY

Families can grant book wishes, enhancing their child's classroom library. Listes des souhaits de la classe are also a way for families to know what books are recommended for their child's grade level.

HOW

Ask teachers who have benefited from the Liste des souhaits de la classe program in the past to share their experiences with peers. Ask educators to consider books for reading aloud, as well as independent reading.



The Liste des souhaits de la classe program has helped bring countless books into classroom libraries.

5 Start Booktalking Every Day

Promote Booktalking as a daily activity throughout your school. By doing this, you make sharing books a part of their lives and promote reading consistently.

WHY

Students who read for fun are more likely to become adults who read. Booktalking every day throughout the school year can expose students to over 150 titles!

HOW


Have teachers add Booktalking to their lesson plans. Hold Booktalks during morning announcements or at the beginning of assemblies.

✦ A Booktalking Club is a fun twist on a book club!

Students can read their own stories and share with each other in a safe environment.

✦ Build skills and confidence in your students!

Booktalking sharpens listening and oral skills, creates opportunities to form opinions, and practise expressing them.



7 Conclusion

Together with your Principal, thank the teachers for their time and dedication in creating lifelong readers. Make sure that you have gathered their wish lists so you can display them at your Festival du Livre.

Remember to award prizes!

Use completed Listes des souhaits de la classe as an entry for a draw! Scholastic Dollars can help you supply the prizes!

Keep the momentum going!

Ask your teachers to share their favourite titles seen at the preview and share Booktalks every day... even after the Festival is over!

