

# *Classroom Wish List*

## **BRING ON THE BOOKJOY!**

Set up a Classroom Wish List display and encourage Fair shoppers to help build classroom libraries, and give children access to books throughout the school day.

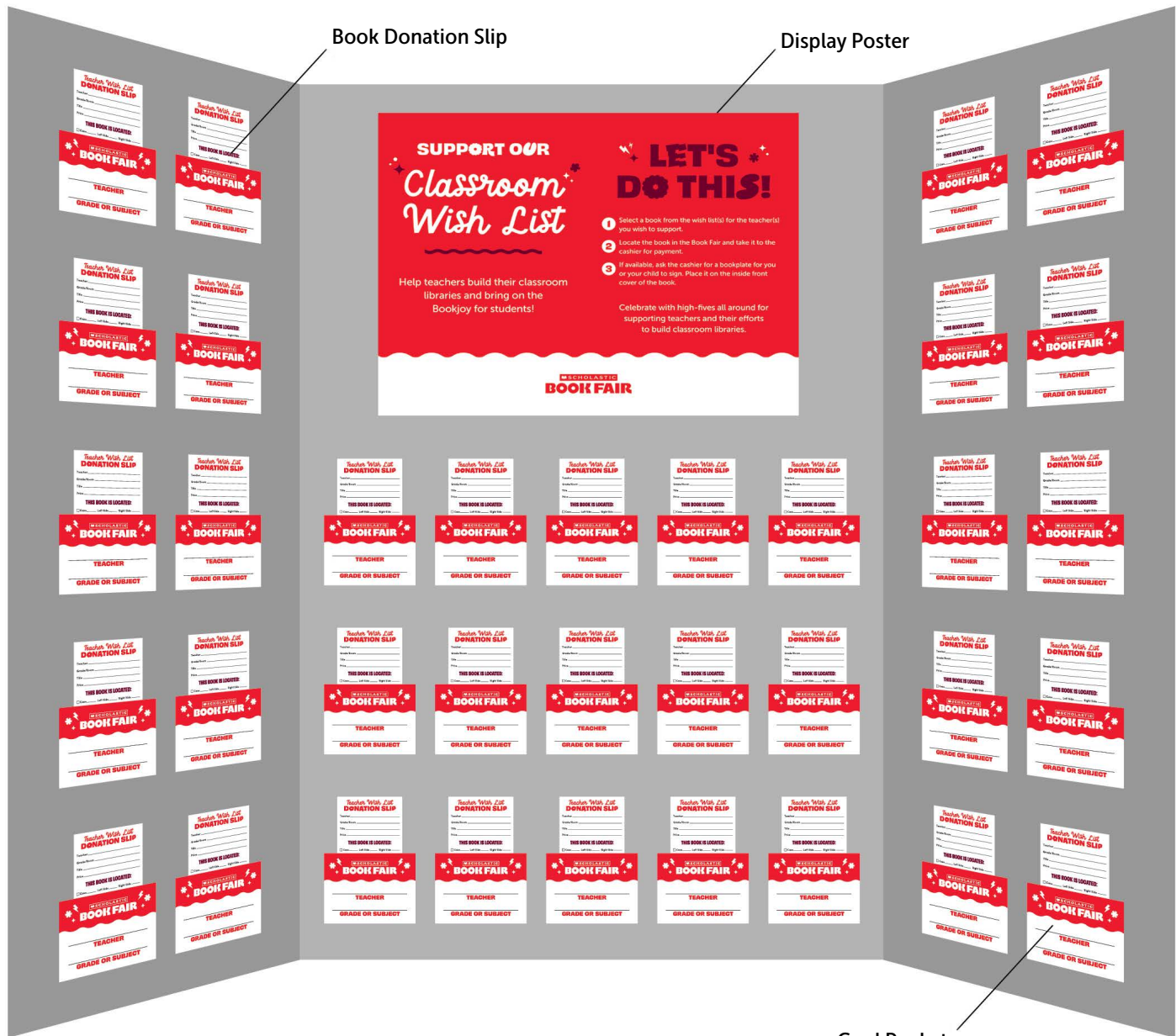
---

### **HERE'S HOW THE CLASSROOM WISH LIST WORKS:**

- 1** Plan a Teacher Preview for faculty members to check out books prior to the Book Fair. Don't forget to send out the reproducible Teacher Preview invite/wish list found in your Kick-off Kit!
- 2** Create a Classroom Wish List display board to highlight the program at the Fair. Also showcase the display board in a prominent location at the Teacher Preview.
- 3** At the Preview, ask teachers to select books for their classrooms by filling out wish lists and sliding them into their pockets on the display board. Also, suggest teachers fill out a second wish list, attach to booklists, and send home with their students.
- 4** During the Fair, direct customers to the Classroom Wish List display board to buy or gift books and help build classroom libraries.

**Pro tip:** invite them to complete a bookplate, if available.

# CLASSROOM WISH LIST DISPLAY BOARD



Book Donation Slip

Display Poster

Card Pockets


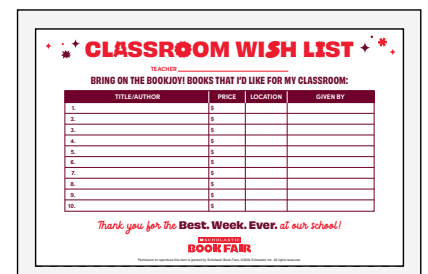
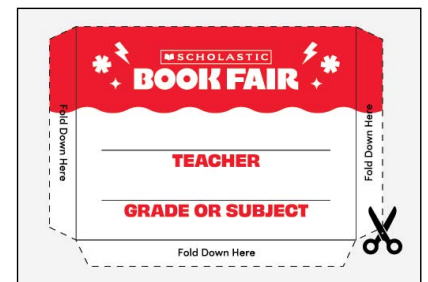
## Supplies

- Project display board
- Classroom Wish List display poster (in your Kick-off Kit, or pages 4–5 of this PDF)
- Classroom Wish List card pockets (page 6 of this PDF)
- Classroom Wish Lists (reproducible in your Kick-off Kit, or page 7 of this PDF)
- Glue or tape

# CLASSROOM WISH LIST DISPLAY BOARD

## Directions:

- 1** Take the Classroom Wish List poster from your Kick-off Kit and glue it to your display board (you can also print out a copy from pages 4–5 of this PDF).
- 2** Print out then cut out the Classroom Wish List card pockets (page 6 of this PDF).
- 3** Write in the teacher information on the card pockets, and glue or tape them to the display board.
- 4** Photocopy the Teacher Preview invite/wish list from your Kick-off Kit and distribute to the teachers (you can also print out copies from page 7 of this PDF).
- 5** Place the completed wish lists into the card pockets for each teacher during or after the Teacher Preview.
- 6** Set up the display board at your school's Book Fair for families to see, and get ready for the Bookjoy!



**SUPPORT OUR**

*Classroom  
Wish List*

Help teachers build their classroom  
libraries and bring on the  
Bookjoy for students!

**SCHOLASTIC**  
**BOOK FAIR**



# LET'S DO THIS!

- 1** Select a book from the wish list(s) for the teacher(s) you wish to support.
- 2** Locate the book in the Book Fair and take it to the cashier for payment.
- 3** If available, ask the cashier for a bookplate for you or your child to sign. Place it on the inside front cover of the book.

Celebrate with high-fives all around for supporting teachers and their efforts to build classroom libraries.



**SCHOLASTIC**  
**BOOK FAIR**



# CLASSROOM WISH LIST

TEACHER \_\_\_\_\_

**BRING ON THE BOOKJOY! BOOKS THAT I'D LIKE FOR MY CLASSROOM:**

TITLE/AUTHOR	PRICE	LOCATION	GIVEN BY
1.	\$		
2.	\$		
3.	\$		
4.	\$		
5.	\$		
6.	\$		
7.	\$		
8.	\$		
9.	\$		
10.	\$		

*Thank you for the **Best. Week. Ever.** at our school!*

**SCHOLASTIC**  
**BOOK FAIR**

Permission to reproduce this item is granted by Scholastic Book Fairs. ©2024 Scholastic Inc. All rights reserved.

# CLASSROOM WISH LIST

TEACHER \_\_\_\_\_

**BRING ON THE BOOKJOY! BOOKS THAT I'D LIKE FOR MY CLASSROOM:**

TITLE/AUTHOR	PRICE	LOCATION	GIVEN BY
1.	\$		
2.	\$		
3.	\$		
4.	\$		
5.	\$		
6.	\$		
7.	\$		
8.	\$		
9.	\$		
10.	\$		

*Thank you for the **Best. Week. Ever.** at our school!*

**SCHOLASTIC**  
**BOOK FAIR**

Permission to reproduce this item is granted by Scholastic Book Fairs. ©2024 Scholastic Inc. All rights reserved.